

How "X" got its chemical identity

Summary

Many of us and our students face difficulty in learning atomic theory and understanding molecular formulae. On one level, we can see it as a problem of memorization, or of learning a new language (of chemistry) with a new set of symbols. But actually, the problem is not just of the new symbols but it lies much deeper. The formulae are more than a set of facts to be memorized. They are conclusions derived from the results of experiments done for each substance, over decades, by a many scientists. These scientists sometimes helped each other, and sometimes even opposed or fought with each other. On one hand, these experimental details show that the notion of chemical formulae is a result of human thought processes and dynamics. On the other hand, the knowledge of these experiments prepares us to understand subsequent changes in the disciplines of modern science. A historical study can be of profound help in teaching-learning of this dimension of science.

This unit walks us through some of the historical developments that have contributed to the establishment of molecular formula of a liquid substance. The developments were sometimes *experimental findings* and sometimes new *theoretical assumptions* which contributed to building up of modern atomic theory. The unit consists of passages containing historical information and problems of logical inconsistencies that arose with these developments, followed by a set of questions. The students are expected to answer the questions based on the information provided prior to each question only (and not what they might already know or have studied in their science textbooks). It is important that students go through the unit in sequential manner, which will help them learn the construction of logic and theory.

Minimum Time required: 4 sessions of 40 min

Type of LU: Classroom

Material required: Only this worksheet and a pen/pencil.

Links to Curriculum: NCERT Class 9 Science textbook:

- Chapter 2: Is matter around us pure
- Chapter 3: Atoms and Molecules
- Chapter 4: Structure of the Atom

Learning Objectives:

- 1) To see an example of how mass and volume measurements of gases played a big role in development of modern chemical theory of substances.
- 2) To be able to differentiate between experimental results, assumptions and conclusions.
- 3) To realize that molecular formula of a substance is not an ever-known fact but a conclusion derived based on certain assumptions and certain experimental findings. A change in assumptions or theoretical framework may change this.

- 4) To learn why some of the ideas that were proposed as an alternative to modern atomic theory were not taken forward in modern science.
- 5) To understand that analysis of historical information from multiple perspectives can be a useful tool to understand modern scientific theories and knowledge.

Introduction

In Science, many substances are represented using molecular formulae, which also provide the chemical description for those substances. Molecular formulae contain some alphabetical symbols and some numbers written at a lower level than the alphabets. For example, water is represented as H_2O , lime as CaO , cane sugar as $\text{C}_{12}\text{H}_{22}\text{O}_{11}$. For many substances, the origin of these alphabets and numbers has a long history.

In this Learning Unit, we will look at how the numbers in the molecular formula of one such substance came from. This became possible only after technologies were developed for (i) mass and volume measurements of gases and (ii) controlling temperature and pressure of these gases. For gases reacting with each other, mass and volume measurements gave very puzzling results. This unit presents some of those results. Then it shows how by imagining some models of atoms (unit particles of solids, liquids and gases) and making some assumptions about them, those puzzles were solved.

Tasks in this Learning Unit consist of reading two kinds of paragraphs, along with associated questions.

I. 'Into the past': These sections describe the experiments or theoretical developments that took place about two centuries ago.

II. 'Playing with the results': In these sections, you will explore different ways of interpreting and representing the experimental results and theoretical ideas.

By the end of this unit, we will be able to see that the chemical formulae used in science have evolved from experimental findings, theories and certain assumptions.

Task 1: The "X"

Into the past...

For ages, there was a liquid substance which everyone had seen but no one knew what it is made of. Some said it was one of the purest substances of nature and had nothing else in it. Many people tried decomposing (breaking it down) into components but were unsuccessful. Even heating it to high temperatures did not break it into components but converted it to an invisible form. People in different countries called it by different names. We will call it X.

In 1777, a chemistry professor in France, Mr. Pierre-Joseph Macquer was burning a gas in air. He saw a strange phenomena. On a dish held above the burning gas, a liquid was being formed on its lower surface. (refer Figure 1) Let us call this burning gas A. Mr. John Warltire in England also observed the same phenomena. Four years later, an English priest, Dr. Joseph Priestly observed the same phenomena again. He wondered if this liquid was X and if it was being produced by burning of gas A or coming from some other source. So he told it to his friends. At least three persons in Europe found this observation new and did experiments on it as

described in Figure 2— Mr. Henry Cavendish (a physicist in England), Mr. James Watt (an engineer in Scotland), and Mr. Antoine Lavoisier (a tax collector and a chemist in France).

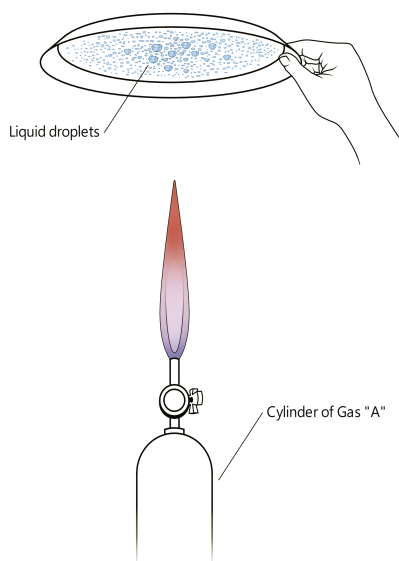


Figure 1: Mr. Macquer's experiment

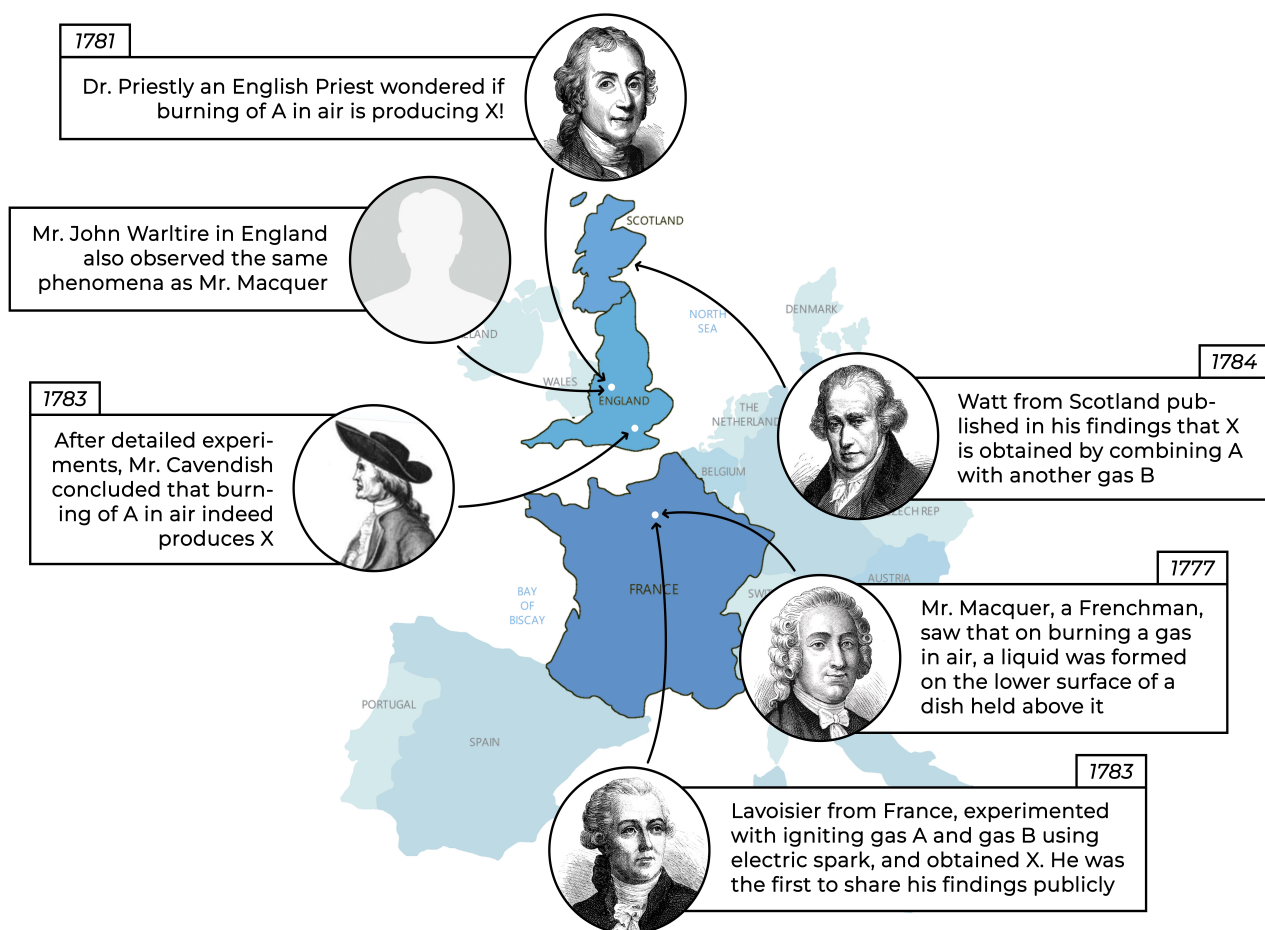


Figure 2: Experiments done by various people across Europe

Q1. What were the differences and similarities between the findings by Mr. Lavoisier, Mr. Watt, and Mr. Cavendish mentioned in figure above?

The experiments done by the three scientists were different. Henry Cavendish burned **A** in air, James Watt combined **A** and **B** (probably also by burning), whereas Antoine Lavoisier mixed **A** and **B** and ignited with a spark. Hence, James Watt and Lavoisier were familiar with the role of gas **B** in forming **X**. They all found that the substance formed was indeed the substance **X**.

Mr. Lavoisier also measured the mass of **X** formed and found it to be same as the sum of masses of **A** and **B** used.

Around that time, many scientists had found a new kind of energy which could decompose (break down) liquids, they called it electricity. By 1800, Mr. Alessandro Volta managed to produce an electricity source by piling up zinc and silver discs with wet tissues in between. Immediately, an English surgeon Mr. Anthony Carlisle and his colleague Mr. William Nicholson used this electric source and showed that **X** in liquid state could also be broken down into the two substances **A** and **B**.

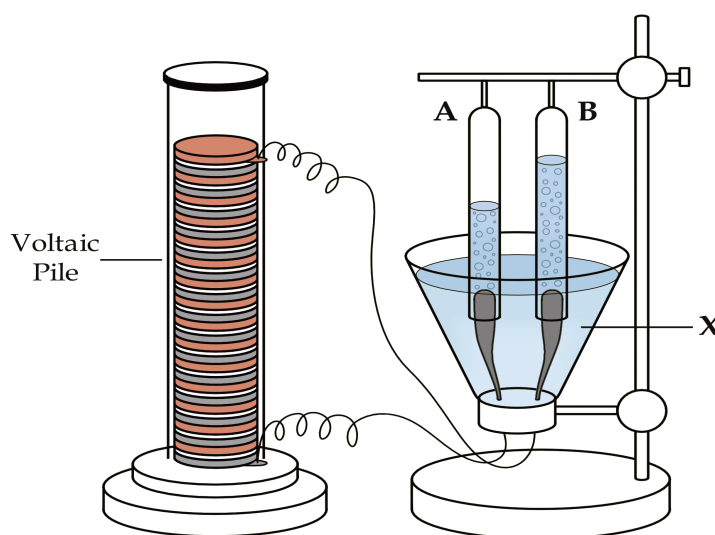


Figure 3: Experimental set-up for electrolysis

Q2. What new did this electrolysis experiment show about **X** which Lavoisier's experiment did not?

Electrolysis of **X** was successfully done by several people before 1800 also, but the earlier attempts could not obtain 2 separate gases from it. Moreover, getting back only **A** and **B** from **X** and the mass equivalence established that **X** consists of **A** and **B** only, and nothing else.

Playing with the results...

Thus, experiments done by many people in many countries together established that **X** was not an element but _____.(Complete the sentence)

Let students write whatever they think about **X**. Do not insist on them writing that it was a compound, because so far, we have not mentioned anything about fixed proportion of **A** and **B** in **X**. Even if students say it is a mixture, it is acceptable for this task. Most important at this stage is that they should realize that **X** contains (only) **A** and **B**.

Task 2: The Mystery of Mass Ratio: The Concept of Atoms

Back to the past...

Mr. Cavendish made more accurate mass measurements than Mr. Lavoisier. These, and later improved experiments found that **X** always had about 11% **A** and 89% **B** by mass.

Q1. Calculate the ratio of mass of **A** to mass of **B** in **X** in terms of approximate smallest whole numbers.

1:8; Students may divide 89 by 11 and get a fractional number. It is important to discuss here that Cavendish was trying to find a relationship between the masses of reacting substances by keeping it a simple whole number ratio.

Sometimes students may get the ratio as 1:9 by rounding off 11% as 10% and 89% as 90%. This is a less precise ratio than 1:8, because rounding off 11% to 10% leads to a 10% error in the value of one of the divisions. In direct division, such error is not involved.

Playing with the results...

Q2. People have always tried to write shortcut notations to represent information. If people wanted to write the information about the mass ratio of **A** and **B** in **X** as shorthand notation, how should they write it as?

Here students may write many different answers such as A_1B_8 , $1A-8B$, or AB_8 , or $A(1): B(8)$, or $(A, B) = (1, 8)$. There is no standard symbolic notation for this mass ratio in chemistry or physical sciences.

If they write AB_8 , a notation commonly used to represent number ratio, then a discussion should be conducted about whether the same notation can be used to represent both number ratio and mass ratio of **A** and **B**.

Q3. Usually gases could be mixed in any proportion. However, **X** had fixed proportion of masses of **A** and **B**. What did the fixed mass ratio tell us about **X**?

Here, students may say different things like **X** always has same properties, or **X** may have some fixed structure in it.

Back to the past...

Since ancient history, many philosophers said that all matter consists of very small unit particles (called atoms). However, no one had seen or measured the mass of these unit particles. So even if they assumed that **A**, **B** and **X** consisted of unit particles, it was unknown how these unit particles combined to give a fixed mass ratio at bulk scale, every time.

If these substances consisted of unit particles, then there were two possibilities:

- (i) different particles of a given substance had same mass.
- (ii) different particles of a given substance had different masses.

Playing with the results...

Q4. In a handful of sand, all particles seem to be of the same size. But if we observe closely, each particle is different in shape and size. If different particles of **A** had different masses (like sand) would the number of particles in any 100 g sample of **A** be always the same or different? Explain.




Figure 3: In a heap of sand, each particle of sand is different from all other particles.

If all particles of **A** had exactly the same mass, the number of particles in any sample of 100 g of **A** would be always the same. But if the particles had different masses, then the number of particles in two 100 g samples may be same or may not be the same.

Another analogy which teachers might give is a heap of potatoes. The heap can have potatoes of different shapes and sizes. Hence in any fixed mass, the number of pieces may vary.

Q5. In which of the above two possibilities, (i) or (ii), the mass ratio of **A** and **B** in **X** would always be the same? Explain.

Q6. What other condition about the particle combinations in **X** is necessary to explain the mass ratio of **A** and **B** in **X** which is always constant?

If all particles of **A** are of same mass, and all particles of **B** are of same mass, then the mass ratio of **A** and **B** in **X** would always be the same. If the particle masses of a substance vary, then in some samples, mass ratio may be approximately same, but it will not always be the same. Another condition is that the ratio of number of particles of **A** and **B** in every particle of **X** should always be the same.

Note that assuming all particles of a substance to be identical to each other was a big leap of imagination. It was contradictory to common experience, because in nature no two particles of any substance are identical. Like a heap of potatoes will always have potatoes of different masses, and two particles of sand or soil are never identical.

Task 3: Mass Ratio to Number Ratio**Back to the past...**

Around 1800, a pharmacist in France, Mr. Joseph Louis Proust proposed that a fixed composition of elements by mass is a characteristic property for some substances which we can call compounds. These “compounds” were different from mixtures, which could have varying composition. Since many substances were known by

then that had fixed composition, this hypothesis of Mr. Proust came to be known as the law of constant proportion for compounds.

Playing with the results...

If all particles in an element have the same mass, then total masses of **A** and **B** in a certain amount of **X** can be written as:

$$\text{Mass of A in X} = \text{mass of 1 particle of A} \times \text{number of A particles in X}$$

$$\text{Mass of B in X} = \text{mass of 1 particle of B} \times \text{number of B particles in X}$$

The mass ratio of **A** and **B** in **X** was obtained from experiments. Therefore, if one knew the ratio of particle masses of **A** and **B**, then the ratio of number of **A** and **B** particles could be obtained, and vice versa.

Two students, Kamal and Amina were reading this history and were trying to find possible ratio of number of particles of **A** and **B** in **X**.

Q7. Amina wanted to take the simplest possibility that the particle mass of **A** is same as that of a **B** particle. For Amina's assumption, find the ratio of number of particles of **A** to **B** in **X**.

(1:8)

Q8. Amina chose shorthand symbol of **X** as A_yB_z , where y and z are number of particles of **A** and **B** in a particle of **X**, respectively. Then what would Amina write the shorthand symbol of **X** as?

(A_1B_8)

Q9. Kamal assumed that the mass of an **A** particle is 4 times the mass of a **B** particle. For Kamal's assumption, what would be the shorthand symbol of **X**?

(A_1B_{32})

Back to the past...

Now let us go back in 18th century and see what assumptions the scientists made about **X**.

In 1787, a 21 year old professor of mathematics and natural philosophy in England, Mr. John Dalton, had an unusual interest in the nature of the atmosphere. He continued his study on atmospheric gases even after losing his job in 1789. He proposed that all substances are made of particles. He also made a very unusual and bold assumption giving a face to the modern atomic theory:

- all particles of the same substance must be having the same mass and be identical in other properties as well
- particles of different substances must have different masses

These assumptions were very useful for the time because any observation of objects in nature show us that no two objects of the same kind are identical. Be it leaves of the same plant, animals of the same species, particles of the same material, etc. Thus imagining particles to be identical paved a way for a different method for modeling matter through these simplifying assumptions. Similarly, imagining particles of different substances having different masses also was creative imagination, as there was no direct evidence for it at

that time. However future experiments supported this hypothesis and led to further developments in chemistry.

In 1804, Mr. Dalton published a book titled "*A New System of Chemical Philosophy*". In this book, he wrote that, the ratio of the number of particles of elements in a compound can be expressed as a simple whole number ratio. For **X**, he made an assumption that the ratio of number of particles of **A** and **B** should be 1:1, and the symbol of **X** should be **AB**.

Q10. With Dalton's assumed symbol (**AB**) for **X** and assuming that the mass of a particle of **A** is 1 unit, what would be the mass of a particle of **B**?

Since mass ratio of **A** and **B** in **X** is 1:8, if mass of particle **A** is 1 unit, then mass of **B** particle is 8 units.

Thus, Dalton's simplifying assumption created a new way to understand compositions of substances. The experiments so far showed that there were substances which always had same mass ratio of constituents (elements) and these substances were called compounds. Also, as per Dalton's theory, all elements should contain identical particles. However still it was unclear how to know number of constituent particles in a particle of compound. For **X**, some more information came from volume measurements of reacting gases and their gaseous products, and some more theoretical assumptions, which are described in the next task.

Task 5: The Mystery of Volume Ratios: Are particles bigger or smaller?

At the end of 18th century in England, Mr. Cavendish and Mr. Priestly found a relationship between volumes of reacting gases combining to produce **X**. This finding was later confirmed in 1808 by a French chemist Mr. Joseph Gay-Lussac. They had found that to form **X**, the volume of gas **A** used was always 2 times than that of gas **B** used, at the same temperature and pressure. In 1800s, Mr. Anthony Carlisle and Mr. William Nicholson had also found the volume ratio of **A** and **B** gases obtained from electrolysis of liquid **X** to be about 2:1.

Also, **X** could be liquid or gas, depending on the temperature and pressure. When 2 L of **A** combined with 1 L of **B** at high temperatures, 2 L of gaseous **X** was obtained at the same (high) temperature.

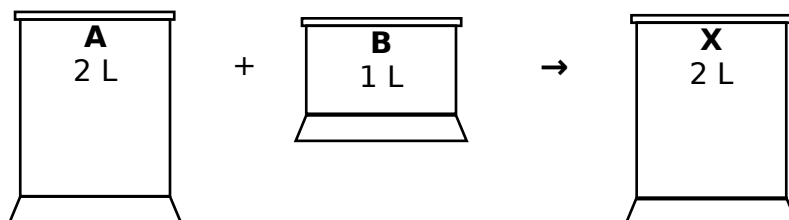


Figure 5: Reacting gases of specific volumes

These volume ratios were puzzling for multiple reasons. Why should the volume of reacting gases be fixed? These ratios indicated that:

- I. at a given temperature and pressure: the number of particles **per unit volume** of gas **A** is always the same; which also implies that the average volume of each particle of **A** is always the same. The same is also true for gas **B**.
- II. the number of particles of **A** and **B** combining together to produce **X** were also fixed?
- III. mass of **B** used for **X** was higher and volume was lower than that of **A**!

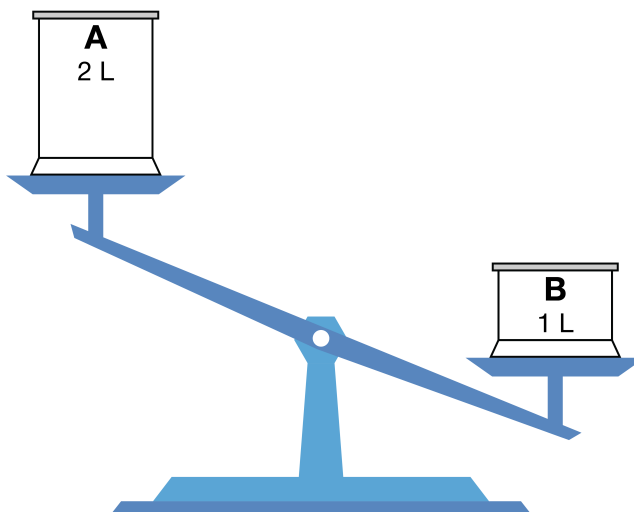


Figure 6: Mass and volume comparison of **A** and **B**

These inferences can be justified based on an argument similar to that for mass ratio. The volume ratio **A** and **B** obtained from **X** would be ALWAYS constant only if the average volume occupied by the particles of **A** is same and similarly with particles of **B**. If particles of **A** can have different spacious extent, then volume of **A** obtained from constant volume of **X** would vary at different times.

In terms of idea, however, this is more complex because it involves the question of whether particles are stacked on the top of each other or have spaces in between. If we imagine that the particles are stacked on each other, then it is enough to imagine that the size of the particles of a substance is always the same. But if we imagine the particles have spaces in between, then we also need to imagine that the average space in which particles move around at a given temperature and pressure is also constant. Imagining this is difficult if we assume random distribution of particles in space.

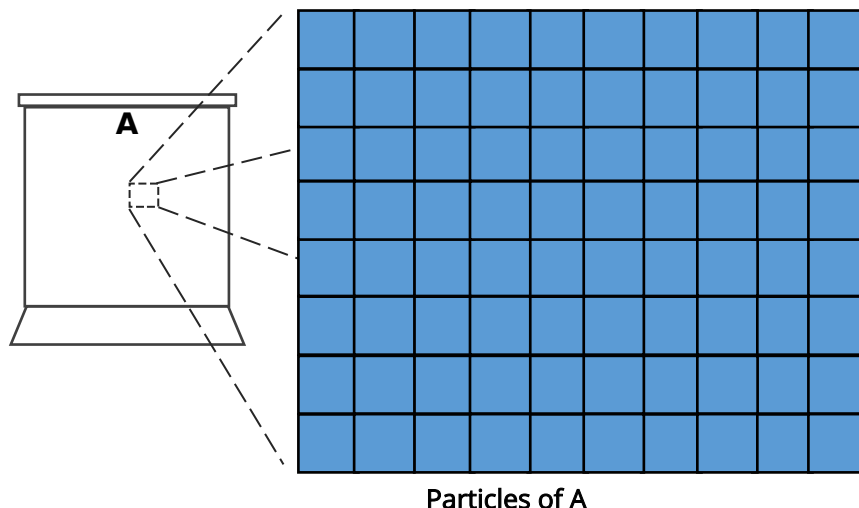
At that time, it was unknown how particles were arranged in space. Looking at the ideas on this which have been discussed historically, we observe two models of arrangement of particles which were discussed at different times:

Model I (a Static model): The particles, even in gases, are stacked over each other and are roughly stationary with negligible spaces between them (as in solids). John Dalton proposed that these stacked particles could expand and shrink. This expansion and shrinking could allow gases to flow easily, and expand and contract on heating and cooling, respectively.

Model II (a Dynamic model): The particles are small and have spaces between them, and keep moving in this space. In this model, all particles could eventually fall down under gravity, then what keeps the gases stable. No one could explain how the gases could be stable with particles having spaces in between. [It took another 100 years to understand how moving particles in gases, with lots of empty space between them, could be stable because of regular collisions between them.]

Hence, the common imagination was that the particles were stationary and stacked over each other. Since no one had ever seen the shape of particles in gases, Mr. Dalton imagined shapes of particles to be cubical (the size of which could change by heat). Though today we know Model I to be incorrect, but historically following

this model can help us in gaining interesting insights. Consider the following diagram showing cubical particles arranged in gas **A**.



For reference, atoms with cubical boundaries as imagined by John Dalton are shown in this figure.

These atoms are described as a cluster of spheres with a cubical caloric envelope around them. This envelope could expand on heating and shrink on cooling.

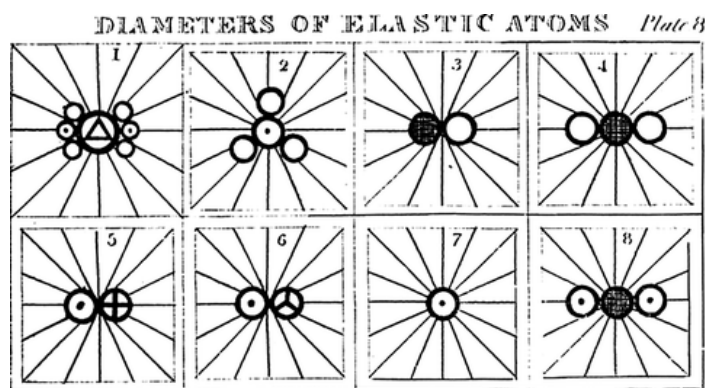
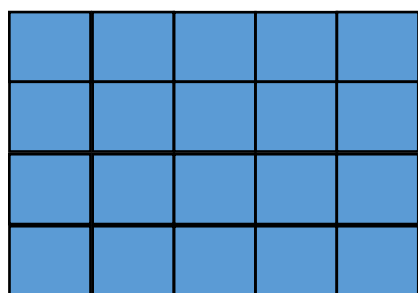



Figure T1: Atoms of different substances with cubical envelopes originally drawn by John Dalton in his book "A New System of Chemical Philosophy (1808)".

Playing with the results...

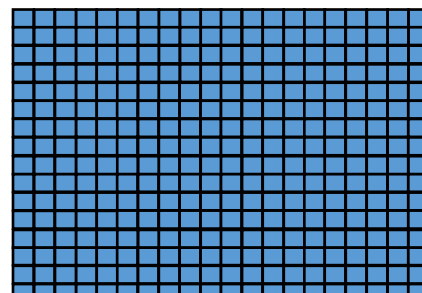
Particles of 3 different volumes are shown in P1, P2 & P3. Suppose the **A** particles are of volume as in P2. Particles of **B** can be of the same volume, larger (as in P1) or smaller (as in P3).



P1



P2



P3

If volume of each particle in a gas was always same at a given temperature (irrespective of Model), then the following 9 cases can be thought of for the experimental mass and volume ratios of gases **A** and **B**:

Case no.	Mass of particles of A and B	Volume of particles of A and B
I	Same	Same
II	Same	B is bigger
III	Same	A is bigger
IV	A is Heavier	Same
V	A is Heavier	B is bigger
VI	A is Heavier	A is bigger
VII	B is Heavier	Same
VIII	B is Heavier	B is bigger
IX	B is Heavier	A is bigger

Consider Case II. If particle mass of **A** and **B** is the same, then **B**, which is more in mass than **A** (in **X**), would have more particles than **A** (from the mass ratio you calculated in Task 2, you can also know how many times more particles of **B** are there than that of **A**). Further, **B** which has more and bigger particles cannot occupy lower (half) volume than **A**. Thus, this case is not possible.

Q1. Similarly, based on the experimental results about the mass and volume ratios of **A** and **B** in **X**, 3 more cases are not possible. Identify those three cases, explain your answer and share your reasoning.

The following cases are not possible:

Case no.	Mass of particles of A and B	Volume of particles of A and B
I	Same	Same
II	Same	B is bigger
IV	A is Heavier	Same
V	A is Heavier	B is bigger

In this exercise, students look at all the 9 cases closely and develop reasoning skills to analyze them using the information at hand. It can help them get a better understanding of how the present atomic model is not a given fact, but comes out as a consequence of the experimental results. But before that, they must think and realize which of these cases are possible (or not possible) and why.

By using the experimental results discussed till now, we know that,

$$\begin{aligned} \text{Mass of } \mathbf{B} \text{ in } \mathbf{X} &= 8 \times \text{Mass of } \mathbf{A} \text{ in } \mathbf{X} \\ \text{Volume of } \mathbf{B} \text{ in } \mathbf{X} &= 0.5 \times \text{Volume of } \mathbf{A} \text{ in } \mathbf{X} \end{aligned}$$

Justification for cases which are not possible:

Case I – If mass and volume of particles of **A** and **B** is the same, then their densities would be identical. Then **B**, which is 8 times in mass than **A** (in **X**) would have 8 times more particles than **A**. More number of particles of **B** cannot occupy lower(half) volume than particles of **A**.

Case IV – If particle volumes of **A** and **B** are same, then **B** would have half the number of particles than **A**. With lighter and lesser number of particles of **B**, it cannot have more mass than **A** in **X**. This contradicts the experimental evidence of **B** having more mass than **A** in **X**.

Case V – If volume of **B** is bigger than that of **A**, number of particles of **B** in **X** will be less than half of **A** in **X**. If particles of **B** are also lighter than **A**, then total mass of **B** in **X** cannot be greater than that of **A** in **X**.

Justification for possible cases:

There are 2 ways to approach this problem: Either by taking exact set inequalities on the size and mass of particles, or by taking arbitrary relationships between **A** and **B**, and then mathematically seeing which of the above cases they fit in. Here we discuss the 2nd method, which is more approachable for students. Though this process is lengthy, after a couple of cases, it becomes easier to predict the correct relations for a desired outcome.

Suppose **B** is 20 times smaller than **A**. Then using the condition on volume,

$$\text{Number of B particles in X} = 10 \times \text{Number of A particles in X} \dots\dots (i)$$

Using the equations from task 2,

$$\text{Mass of A in X} = \text{mass of 1 particle of A} \times \text{number of A particles in X}$$

$$\text{Mass of B in X} = \text{mass of 1 particle of B} \times \text{number of B particles in X}$$

and the condition on mass, we get

$$\text{mass of 1 particle of B} \times \text{number of B particles in X} = 8 \times \text{mass of 1 particle of A} \times \text{number of A particles in X}$$

Now using the condition from (i),

$$\text{mass of 1 particle of B} \times 10 \times \text{Number of A particles} = 8 \times \text{mass of 1 particle of A} \times \text{number of A particles}$$

$$\text{mass of 1 particle of B} \times 10 = 8 \times \text{mass of 1 particle of A}$$

$$\text{mass of 1 particle of B} = 0.8 \times \text{mass of 1 particle of A}$$

which means mass of **B** will be 0.8 times (i.e. lower than) that of **A**, which implies **A** is heavier than **B** – Case VI is possible.

The remaining cases use the same argument and logic as above:

If **B** is 16 times smaller than **A**, then **B** will have 8 times more particles than **A**. Since total mass of **B** in **X** is 8 times that of **A**, mass of particle **B** will be equal that of particle **A** – Case III is possible.

If **B** is 10 times smaller than **A**, then **B** will have 5 times more particles than **A**. Since total mass of **B** in **X** is 8 times that of **A**, mass of particle **B** will be 1.6 times that of particle **A** – Case IX is possible.

If **B** is of the same size that of **A**, i.e. the volumes of particles of **A** and **B** are the same, then **A** will have 2 times more particles than **B**. Since total mass of **B** in **X** is 8 times that of **A**, mass of particle **B** will be 16 times that of particle **A** – Case VII is possible.

If **B** is twice as big as **A**, then number of particles of **A** and **B** in **X** will be the same. Since total mass of **B** in **X** is 8 times that of **A**, mass of particle **B** will be 8 times that of particle **A** – Case VIII is possible.

For the remaining 5 cases, write in the table below, what would be the particle size of **B** in comparison to **A**.

Case no.	Particles in A	Particles in B (P1 or P2 or P3)
	P2	
	P2	
	P2	
	P2	
	P2	

Case no.	Particles in A	Particles in B
III	P2	P3
VI	P2	P3
VII	P2	P2
VIII	P2	P1
IX	P2	P3


Q3. As per the given experimental results, which of the above cases you think is most likely correct and why?

Based on data provided here, all remaining 5 cases are likely to be possible. There was no evidence if particles of **B** are heavier, lighter, bigger or smaller than that of **A**. It is important to realize here that without any strong reason or evidence, none of the five possibilities can be ruled out.


The most important purpose of this question is to help students realize that the data about volume ratio prompted a problem about stacking of particles, particularly for gases. Mr. Dalton also could not think of empty spaces between particles and he saw gases consisting of particles stacked together.

The real problem in this picture was in explaining diffusion of one gas into other gases, which requires particles to move in between other particles. Mr. Dalton explained diffusion of two dissimilar gases by saying that particles of different sizes (of the two gases) stacked on one another would keep on tumbling and hence keep on mixing.

Q4. If we imagine bigger particles to be heavier, then for case VIII, none of the above diagrams (P1, P2, P3) can explain the particle arrangements in **A** and **B**. Draw the particle arrangements for **A** and **B** in the space below that can explain this case.

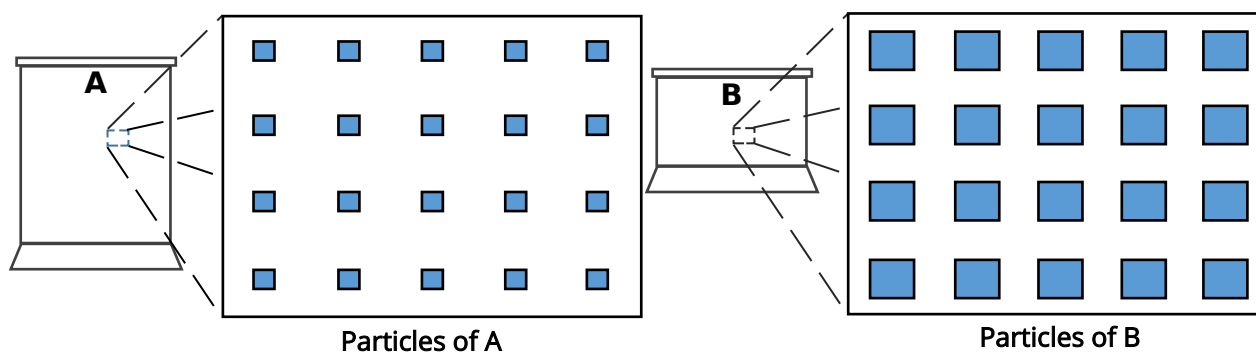


Particles of A



Particles of B

Particles of **B** are heavier as well as bigger than particles of **A**. In such case, there must be empty spaces between neighboring particles (of at least **A**).



Here students can draw any other arrangements that comes to their mind. It can be different shapes of the particles, arranged orderly or randomly, have space within or not, etc. Pedagogically, it can help see alternate conceptions in the mind of students.

Task 6: Conceptualizing molecules based on volume ratios

Back to the past...

Unfortunately, no one could count the number of particles in a given mass or volume of a gas. Experimental volume ratios of combining gases by Mr. Gay-Lussac and others indicated that equal volumes of different gases should be containing equal number of particles. (This was later theoretically proposed by Swedish chemist Berzelius.)

The simple ratios which were observed for volumes of reacting gases, were not observed for mass or volume of solids or liquids reacting together.

The following questions consider different assumptions we have discussed till now, and look at which out of the 9 cases can be eliminated if the said assumption is considered to be true. This also points out that the assumptions made till now were still not enough to narrow down to one single possible case, and something new needed to be thought of.

Q5. If equal volumes of two gases have same number of particles, then which of the above cases can be rejected?

All the cases where the average volumes of particles of **A** and **B** are not same (i.e cases II,III,V,VI,VIII, and IX) can be rejected.

Q6. With the assumption that equal volumes of different gases have equal number of particles, 2 L of **A** should contain twice the number of particles as in 1 L of **B**. If two particles of **A** combine with one particle of **B** to give one particle of **X**, then how many litres of gaseous **X** would be obtained with 2 L of **A** and 1 L of **B**? Explain.

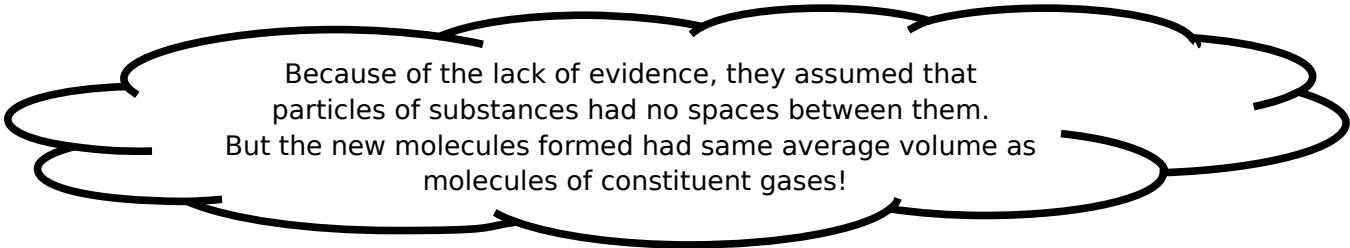
The number of particles of **X** formed would be same as the number of particles of **B**, thus only 1 L of **X** should be obtained, leaving behind 1 L of unreacted **A**.

Mr. Dalton did not accept Mr. Gay-Lussac's reasoning because if 1 L of **A** had same number of particles as 1 L of **B**, and if two particles of **A** combine with one particle of **B** then 2 L of gaseous **X** could not be obtained. He argued that if particles of different elements had different masses, then their sizes should also be different and they should have different per particle volumes.

Q7. If particles of different elements have different average volumes, then which of the above cases can be rejected?

Cases I, IV and VII have to be wrong because they pertain to particles of both **A** and **B** to be of the same size (i.e the average volume).

In 1811, an Italian physics professor Mr. Amadeo Avogadro published a solution to the volume problem. He wrote that if the smallest particles of elements could break into two half particles, then two particles of **A** (i.e 4 half particles of **A**) would combine with one particle of **B** (i.e 2 half particles of **B**) to give two particles of **X**. Thus, Mr. Avogadro brought the idea of molecules and that molecules can break into two smaller particles (which now everyone knows as atoms). In other words, what was being considered as (fundamental) particles so far, were actually molecules. Molecules could break further to give atoms.



Because of the lack of evidence, they assumed that particles of substances had no spaces between them. But the new molecules formed had same average volume as molecules of constituent gases!

In addition, Mr. Avogadro also showed the necessity to assume that "equal volumes of all gases at the same pressure and temperature contain equal number of particles" (Case VII) to explain the above experimental observations.

In our current molecular understanding of gases, the average volume occupied by particles of all (ideal) gases is same at the same temperature, whether molecules contain one atom, two atoms or 8 atoms. This approximation holds valid for most gases because actual space occupied by the molecules is negligible (about one thousandth) compared to average volume of space per molecule of gas. This average volume is defined

by the average speed of the molecules of gases, and remains constant because average distance between neighboring molecules in a gas, in all three dimensions, remains constant at a given temperature.

Q8. If we accept Avogadro's hypothesis about half-particles (atoms), then what must be the ratio of number of half-particles of **A** and **B** in **X**. Thus, what should be the chemical symbol of **X**?

Ratio of number of half-particles of **A**: **B** = 2:1, chemical symbol: **A₂B**

Task 7: The Major Learnings

Q1. If the formula of **X** is as per Avogadro's hypothesis and mass of an atom of **A** is taken to be 1 unit, then what must be the mass of an atom of **B**?

2 atoms of **A** have mass of 2 units.

Mass of **B** in **X** is 8 times that of **A**. Thus mass of atom of **B** is $8 \times 2 = 16$ units

Q2. How many years did it take after the first laboratory synthesis of **X** to arrive at its modern chemical symbol (molecular formula)?

About 30 years.

Q3. Can you now guess what is compound **X**?

X is water, **A** is hydrogen and **B** is oxygen. This, students can possibly predict, from currently known atomic masses of elements.

Q4. List the three experimental results and four major assumptions that were necessary to arrive at the modern chemical formula of **X**.

Experimental results:

a) **X** consists of two different substances **A** and **B** (gases), hence it is not an element.

b) Ratio of masses of **A** and **B** in **X** is always 1:8.

c) 2 L of gaseous **A** combines with 1 L of gaseous **B** to give 2 L of gaseous **X** at the same temperature and at atmospheric pressure.

Assumptions:

a) All substances (including liquids and gases) consist of particles.

- b) All particles of an element are exactly alike in mass and other properties, and particles of different elements are different in mass and other properties.
- c) For all gases, equal volumes consist of equal number of particles, at the same temperature and atmospheric pressure.
- d) In many elements, the particles (molecules) can break into half particles (atoms) which can combine to give new particles (molecules) of another substances (called compounds).

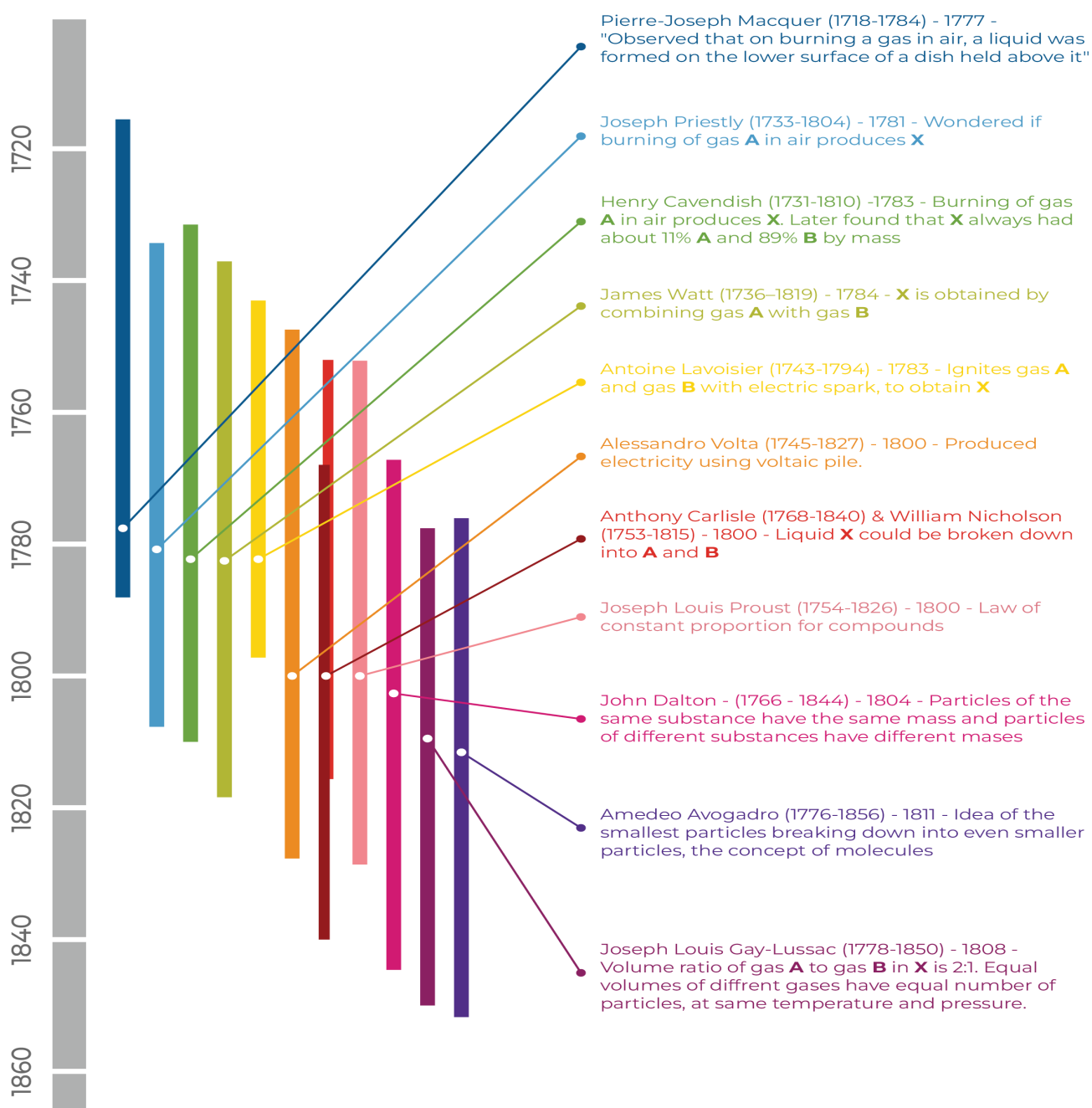


Figure 6: Timeline of – How "X" got its chemical description...

Suggested Readings:

- Aaron J. Idhe (1984), The development of Modern Chemistry, Dover Publications, Inc, New York. This book presents a very detailed history of various developments leading to modern chemistry.
- Anirban Hazra (2006), The Story of Chemistry, Vigyan Prasar. Available online at: <http://scipop.iucaa.in/Literature/storyofchemistry.pdf>. This book is a comic book written and illustrated for young children to make the story of chemistry interesting for them.
- Sushil Joshi, Uma Sudhir (2014), The story of Atomic Theory of matter, Eklavya, Bhopal. This book has detailed description of experiments and ideas that went into development of atomic theory with some interesting illustrations and suggested experiments.

References:

- a) Henry Cavendish's 1784 paper: <http://rstl.royalsocietypublishing.org/content/74/119>.
- b) James Watt's 1784 paper: <http://rstl.royalsocietypublishing.org/content/74/329>.
- c) Antoine Lavoisier' 1783 report: Observations sur la Physique, 23, 452-455 (1783).
- d) Pictures were sourced from
http://www.pci.tu-bs.de/aggericke/Personen/Gaylussac_Biography.html,
www.worldatlas.com/webimage/countrys/eu.htm,
fr.wikipedia.org/wiki/Fichier:Antoine_Laurent_de_Lavoisier.png